

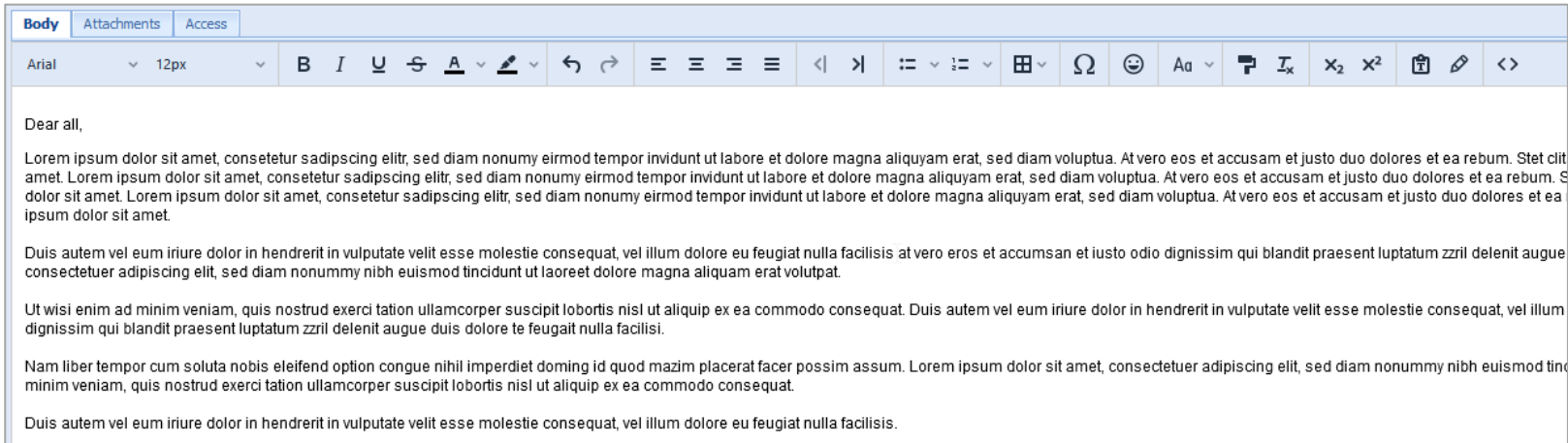
# **PIRS 3.28**

---

## Highlights and Improvements

## Rich Text Editor

- » Modernized Rich Text Editor
- » Additional formatting options
- » Toolbar fits seamlessly into PIRS



The screenshot displays a rich text editor interface. At the top, there are three tabs: "Body" (selected), "Attachments", and "Access". Below the tabs is a toolbar with various icons for text formatting, including font face (Arial), font size (12px), bold (B), italic (I), underline (U), strikethrough, text color, background color, undo, redo, bulleted list, numbered list, link, unlink, link icon, smiley, font color, text background color, subscript (x<sub>2</sub>), superscript (x<sup>2</sup>), insert table, link icon, and a double arrow icon. The main text area contains several paragraphs of placeholder text (Lorem ipsum) and a "Dear all," salutation.

Dear all,

Lorem ipsum dolor sit amet, consetetur sadipscing elitr, sed diam nonumy eirmod tempor invidunt ut labore et dolore magna aliquyam erat, sed diam voluptua. At vero eos et accusam et justo duo dolores et ea rebum. Stet clit amet. Lorem ipsum dolor sit amet, consetetur sadipscing elitr, sed diam nonumy eirmod tempor invidunt ut labore et dolore magna aliquyam erat, sed diam voluptua. At vero eos et accusam et justo duo dolores et ea rebum. S dolor sit amet. Lorem ipsum dolor sit amet, consetetur sadipscing elitr, sed diam nonumy eirmod tempor invidunt ut labore et dolore magna aliquyam erat, sed diam voluptua. At vero eos et accusam et justo duo dolores et ea ipsum dolor sit amet.

Duis autem vel eum iriure dolor in hendrerit in vulputate velit esse molestie consequat, vel illum dolore eu feugiat nulla facilisis at vero eros et accumsan et iusto odio dignissim qui blandit praesent luptatum zzril delenit augue consetetur adipiscing elit, sed diam nonummy nibh euismod tincidunt ut laoreet dolore magna aliquam erat volutpat.

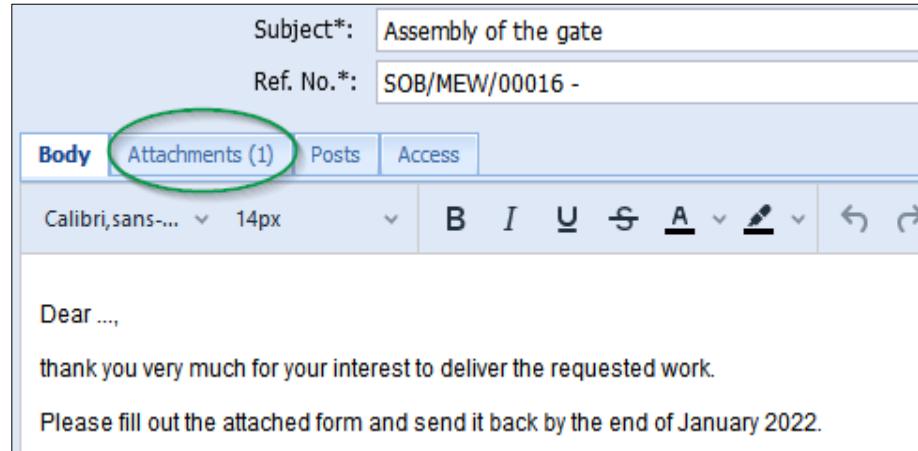
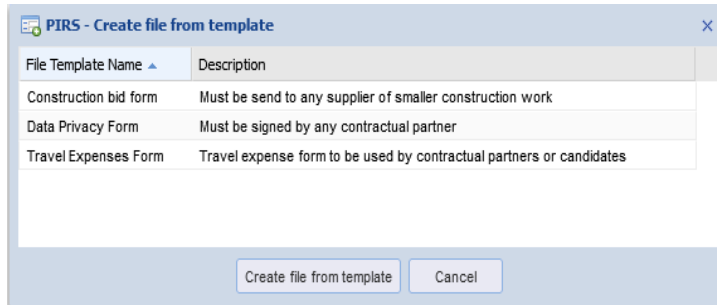
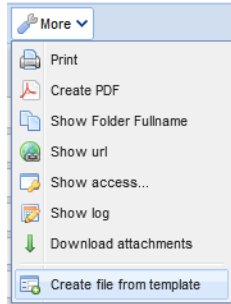
Ut wisi enim ad minim veniam, quis nostrud exerci tation ullamcorper suscipit lobortis nisl ut aliquip ex ea commodo consequat. Duis autem vel eum iriure dolor in hendrerit in vulputate velit esse molestie consequat, vel illum dignissim qui blandit praesent luptatum zzril delenit augue duis dolore te feugait nulla facilisi.

Nam liber tempor cum soluta nobis eleifend option congue nihil imperdiet doming id quod mazim placerat facer possim assum. Lorem ipsum dolor sit amet, consetetur adipiscing elit, sed diam nonummy nibh euismod tincidunt ut laoreet dolore magna aliquam erat volutpat. Ut wisi enim ad minim veniam, quis nostrud exerci tation ullamcorper suscipit lobortis nisl ut aliquip ex ea commodo consequat.

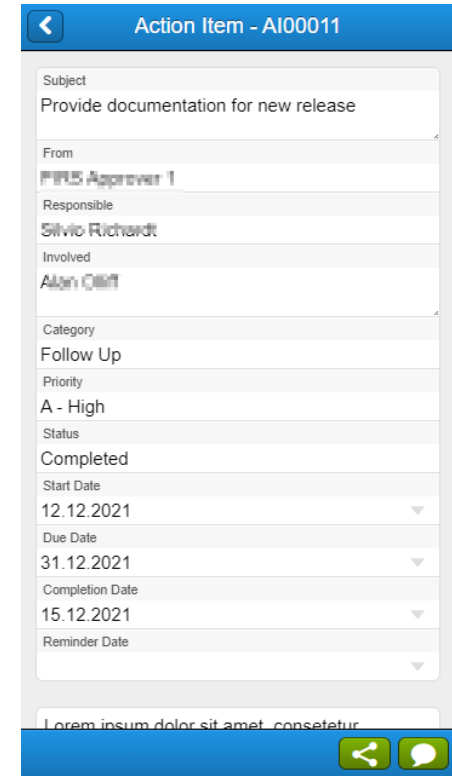
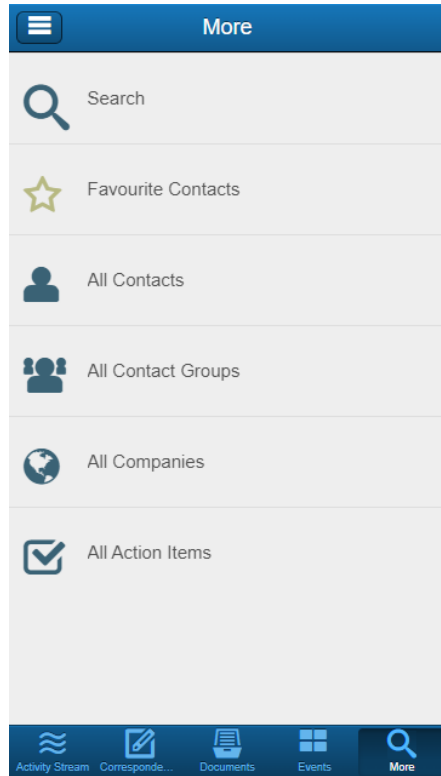
Duis autem vel eum iriure dolor in hendrerit in vulputate velit esse molestie consequat, vel illum dolore eu feugiat nulla facilisis.

## Create File from Template in Correspondence

- » The „Create File from Template“ feature can be enabled for every correspondence type
- » Ask SOBIS Service Desk if you want to enable this feature

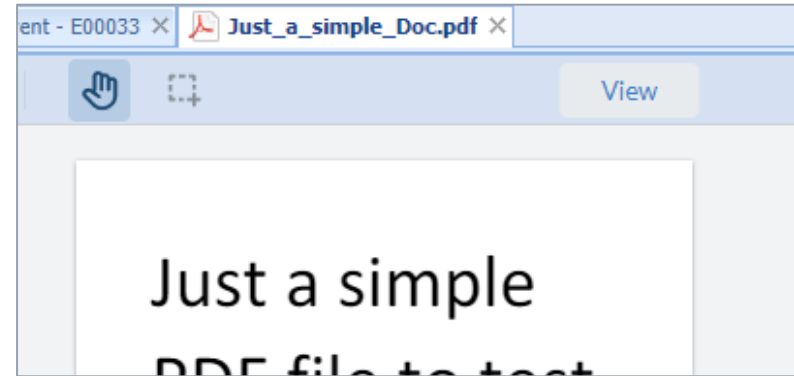


# Show Action Items in Mobile UI



## File Viewer recognizes checked out Documents

- » File Viewer opens in "read-only" if Doc is checked out by someone else
- » Prevents error messages if user is not allowed to add annotations



### Europe – Germany

SOBIS Software GmbH  
Fraunhoferstraße 8  
68309 Mannheim  
Tel.: +49 621 1228 5600

---

### Middle East – Saudi Arabia

SOBIS K.S.A.  
Wasel: 8974, Zip code: 12214  
Unit 4 – Wadi Ath Thumamah  
Riyadh, Kingdom of Saudi Arabia  
Telefon: +966 11 216 1180

---

### Asia – India

SOBIS Software (India) Pvt. Ltd.  
#12, Varsav Plaza, Jayamahal Main Road  
Bangalore – 560 046, India  
Tel.: +91 80 2354 7953

---

[www.sobis.com](http://www.sobis.com)  
[info@sobis.com](mailto:info@sobis.com)

Our Software  
and your power  
for successful projects.